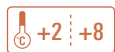


BANCHI PIZZERIA

PIZZA BENCH



SALADETTE S 903 PZ

Banco saladette pizzeria statico con
agitatore.
Static-fan assisted saladette pizza bench.



PZ 02 C

Banco pizza ventilato.
Ventilated pizza bench.



PZ 03

Banco pizza ventilato.
Ventilated pizza bench.



Catering



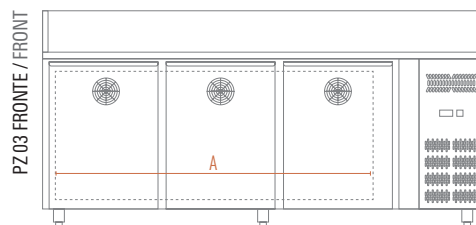
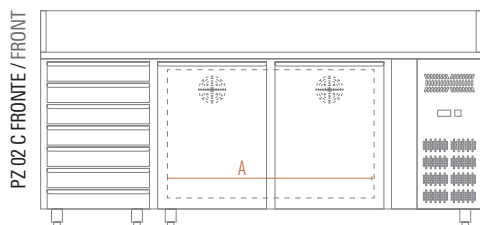
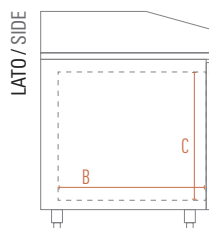
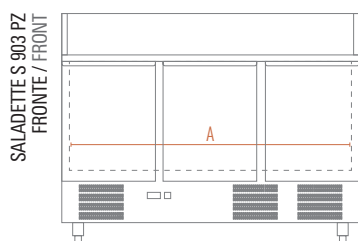
Cassetto (PZ 02 C)
Drawer (PZ 02 C)



Piano di lavoro in granito
Granite worktop



Maniglia integrata
Built-in handle



Dimensioni mm / Dimensions mm	SALADETTE S 903 PZ	PZ 02 C	PZ 03
Dimensioni Esterne (LxPxH) / External Dimensions (WxDxH)	1365 x 700 x 1050*	2025 x 800 x 1000*	2025 x 800 x 1000*
Dimensioni Imballo (LxPxH) / Packaging Dimensions (WxDxH)	1420 x 765 x 1195	2055 x 840 x 1050	2055 x 840 x 1050
A - Larghezza / Width	1295	949	1459
B - Profondità / Depth	595	680	680
C - Altezza / Height	500	589	589

*L'altezza totale è comprensiva dei piedi regolati alla minima altezza / The total height of the units includes the feet adjusted at minimum height level

Caratteristiche Tecniche / Technical Features	SALADETTE S 903 PZ	PZ 02 C	PZ 03
Temperatura / Temperature Range	+2 °C / +8 °C	+2 °C / +8 °C	+2 °C / +8 °C
Classe Climatica / Climate Class	4	4	4
Volume Netto-Lordo / Net-Gross Volume	Lt. 249 / 400	Lt. 304 / 428	Lt. 456 / 635
Superficie Esterna / Body	Acciaio Inox / Stainless steel	Acciaio Inox / Stainless steel	Acciaio Inox / Stainless steel
Superficie Interna / Inner Liner	Acciaio Inox / Stainless steel	Acciaio Inox / Stainless steel	Acciaio Inox / Stainless steel
Termostato / Thermostat	Elettronico / Electronic	Elettronico / Electronic	Elettronico / Electronic
Rumorosità / Noise level	dB 48	dB 50	dB 50
Smart Link WiFi Controllo remoto / Remote controller	Optional	Optional	Optional
Spessore isolamento / Insulation thickness	mm 35	mm 60	mm 60
Sbrinamento / Defrost	Automatico a fermo compressore + Manuale Automatic compressor cycle + Manual	Automatico a fermo compressore + Manuale Automatic compressor cycle + Manual	Automatico a fermo compressore + Manuale Automatic compressor cycle + Manual
Chiusura automatica porta / Self closing door	Si / Yes	-	-
Mensole (LxP) / Shelves (WxD)	N° 3 - mm 325 x 555	N° 2 - mm 400 x 630	N° 3 - mm 400 x 630
Cassetti - Dimensioni interne (LxP) / Drawers inner dimensions (WxD)	-	N°7 - mm 400 x 630	-
Ruote-Piedi / Castors-Feet	4 Piedi / 4 Feet h 20/30mm	8 Piedi / 8 Feet h 140/200mm	6 Piedi / 6 Feet h 140/200mm
Ruote / Castors	-	Optional - h 130mm	Optional - h 130mm
Bacinelle / Baskets	Non previste / Not available	-	-
Sovrastruttura in vetro / Refrigerated food display cabinet	-	Optional	Optional
Piano di lavoro in granito / Granite worktop	Si / Yes (h min/max mm 105/120) Spessore/Thickness mm 25	Si / Yes (h min/max mm 105/120) Spessore/Thickness mm 25	Si / Yes (h min/max mm 105/120) Spessore/Thickness mm 25
Peso Netto-Lordo / Net-Gross Weight	Kg 206 / 216	Kg 334 / 354	Kg 294 / 314
Voltaggio / Voltage	V 230	V 230	V 230
Frequenza / Frequency	Hz 50	Hz 50	Hz 50
Refrigerante / Refrigerant	R290	R290	R290
Assorbimento / Absorption	W 240	W 208	W 230
Consumo Energia / Energy Consumption	KwH/24H 4,8	KwH/24H 3,4	KwH/24H 3,98